



2021 State Legislative Demographic Report

Emerging American Majorities

Table of Contents:

INTRODUCTION	2
SUMMARY OF FINDINGS	3
1. RECORD NUMBERS OF WOMEN	3
2. MORE RACIAL DIVERSITY THAN EVER BEFORE	6
3. LGBTQ CANDIDATES BREAKING BARRIERS	7
4. GENERATIONAL CHANGE	9
APPENDIX: STATE-LEVEL DATA	10

2021 State Legislative Diversity Report

Introduction

America's state legislators have long been whiter and more male than the communities they represent. While there's still a long way to go, over the past few decades state legislatures have become increasingly diverse. The legislatures convened at the start of 2021 have the most women, the most legislators of color, and the most LGBTQ representatives in the country's history. When our elected representatives reflect the communities they represent, the result is better public policy and greater engagement in the political system — essential components of a strong, functioning democracy.

Achieving full parity in state legislatures will require efforts from both parties. Currently, Democratic caucuses are approaching gender balance and are far more racially diverse while the GOP remains overwhelmingly white and male, even in highly diverse states.



Emerging American Majorities works to help state and local governments represent the diverse populations of their communities and advance policies that promote inclusion, equality, and opportunity for all.

N.B. the statistics in this report reflect the results of the 2020 state legislative elections; because of constant turnover in state legislative seats due to death, resignations, and appointments, this report will not be perfectly accurate.

SUMMARY:

1. Record number of women legislators nationwide

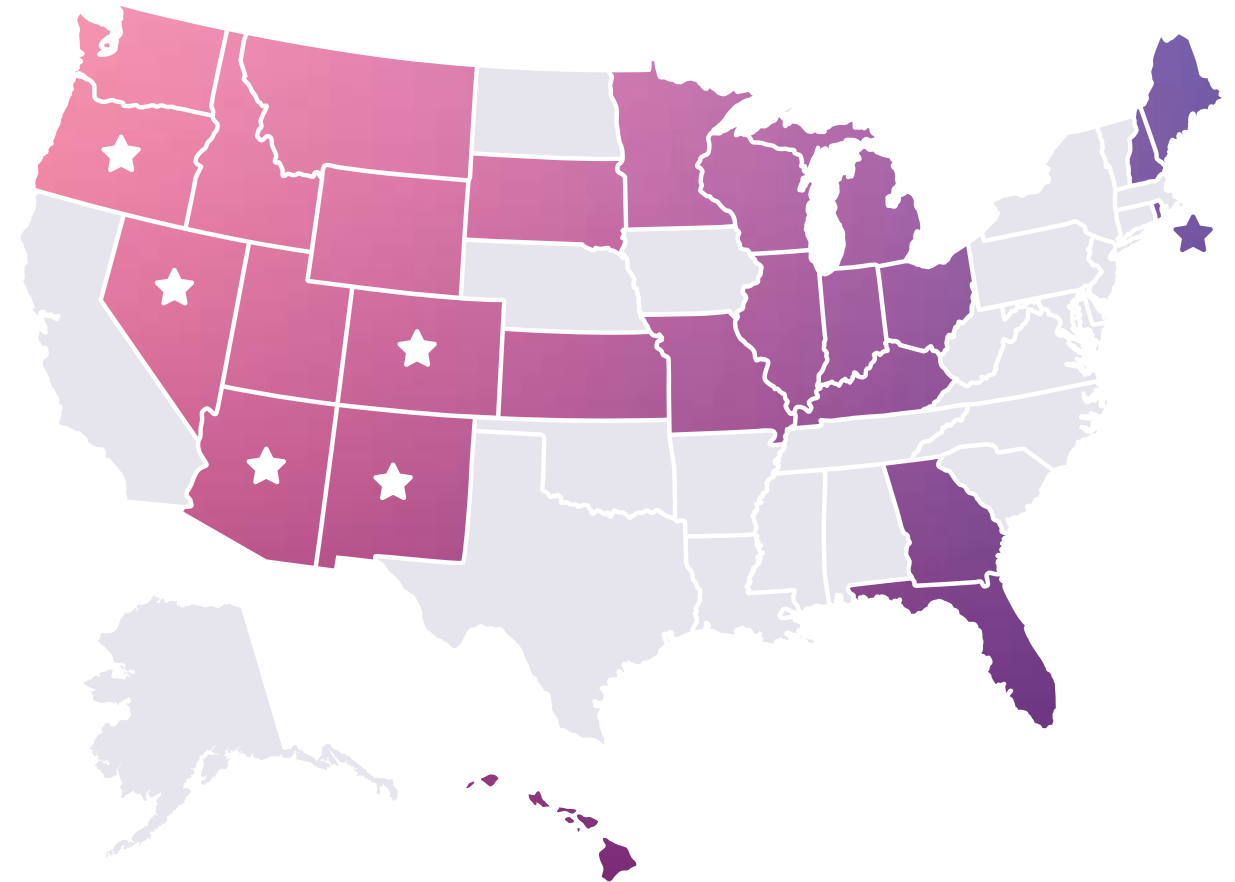
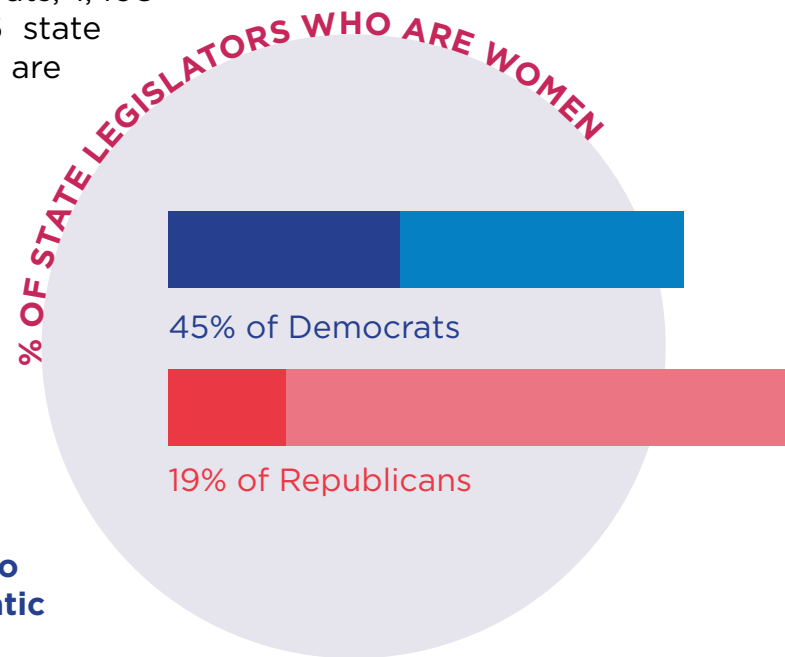
After the 2020 elections, there are **2,267 women** serving in state legislatures, representing **30.7% of the 7,383 total legislators across the country.**

Out of the 3,311 state legislative Democrats, 1,498 or 45% are women. Out of the 4,006 state legislative Republicans, 756 or 19% are women.

In the 2020 cycle, a record 3,741 women were general election candidates for state legislatures, representing 33% of the 11,252 total candidates for that office. Out of the 5,244 Democratic candidates, 2,424 or 46% were women. Out of the 5,232 Republican candidates, 1,160 or 22% were women.

As this data makes clear, Democratic state legislative caucuses are closer to gender parity because more Democratic women run for office.

The following state legislative chambers are majority-women or are evenly divided by gender: Arizona Senate, Colorado House, Nevada Assembly, Nevada Senate, New Mexico House, Oregon House, Rhode Island Senate.



REPRESENTATION OF WOMEN IN STATE LEGISLATURES

■ 1+ majority women or evenly divided caucus ★ 1+ majority women or evenly divided chamber

In chambers where every seat was up for election in the 2020 cycle the **Democratic caucus** is majority-women or evenly divided in the 27 following chambers: Arizona Senate, Colorado House, Florida House, Georgia House and Senate, Idaho House and Senate, Illinois House, Indiana House, Kansas Senate, Kentucky House, Maine House, Michigan House, Minnesota House, Missouri House, Montana House, Nevada House, New Hampshire Senate, New Mexico House, Ohio House, Oregon House, Rhode Island Senate, South Dakota House, Utah House, Washington House, Wisconsin Assembly, Wyoming House.

The **Republican caucus** is majority women or evenly divided in the two following chambers: Hawaii Senate, Nevada Assembly.

Record representation for women has also resulted in a record number of women in leadership positions:

Women hold top Democratic leadership positions in the following 48 chambers:

Arizona Senate, Arkansas House, California Assembly and Senate, Colorado House, Delaware House, Georgia Senate, Hawaii House, Idaho House and Senate, Illinois Senate, Kansas Senate, Kentucky House, Maine House, Maryland House and Senate, Massachusetts House and Senate, Michigan House, Minnesota House and Senate, Missouri House, Montana House and Senate, Nevada Assembly and Senate, New Hampshire Senate, New Jersey Senate, New Mexico House and Senate, New York Assembly and Senate, North Dakota Senate, Ohio House, Oklahoma House and Senate, Oregon House, Pennsylvania House, Tennessee House, Utah Senate, Vermont House and Senate, Virginia House and Senate, Washington House and Senate, Wisconsin Senate, Wyoming House.

Women hold top Republican leadership positions in the following 16 chambers:

Alaska House and Senate, Arizona Senate, California Assembly, Florida Senate, Hawaii House, Louisiana Senate, Maine House, Montana House, Nevada Assembly, North Carolina Senate, Oklahoma Senate, Oregon House, Pennsylvania Senate, Vermont House, West Virginia House.



Left: New York Senate Majority Leader Andrea Stewart-Cousins

Democratic women hold top leadership positions in 48 state legislative chambers.

Below: Florida Senate Majority Leader Debbie Mayfield

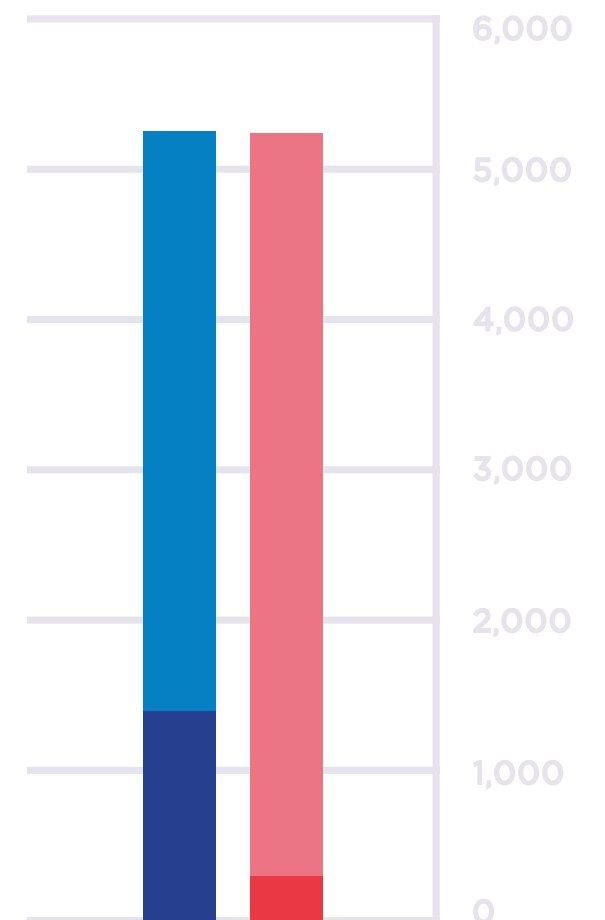
Republican women hold top leadership positions in 16 state legislative chambers.



2. Legislators are more racially diverse than ever before

After the 2020 elections, there are **1,333 people of color** serving in state legislatures across the country, representing **18% of the 7,383 total legislators across the country.**

1,792, or 16%, of the 11,252 general election state legislative candidates in 2020 were people of color.



Out of the **5,244 Democratic candidates**, 1,397 or 27% were people of color.

Out of the **5,232 Republican candidates**, 301 or 6% were people of color.

Diverse state legislative leadership

People of color hold top Democratic legislative leadership positions in the following 34 chambers: Alabama House and Senate, Arizona House and Senate, California Assembly, Colorado Senate, Connecticut House, Florida House, Georgia House and Senate, Hawaii House and Senate, Illinois House and Senate, Indiana Senate, Louisiana House and Senate, Maryland House, Mississippi House and Senate, Nevada Assembly and Senate, New Mexico House, New York Assembly and Senate, North Carolina House and Senate, Ohio House, Pennsylvania House, South Carolina House, South Dakota Senate, Tennessee House, Virginia House and Senate.

People of color hold top Republican legislative leadership positions in the following five chambers: Hawaii House and Senate, Maine House, New Mexico Senate, Vermont Senate.

Notable Stats:

In chambers where every seat was up for election in 2020, half or more of the Democrats are people of color in the following 17 chambers: Arkansas House, Arizona House and Senate, California Assembly, Florida House, Georgia House and Senate, Hawaii House, North Carolina House and Senate, New Mexico House and Senate, Nevada Assembly, South Carolina House and Senate, Tennessee House, Texas House.

In chambers where every seat was up for election in 2020, there are 0 chambers where half or more of Republicans are people of color.

3. LGBTQ candidates are breaking barriers

The 2020 elections were a record-breaking success for LGBTQ candidates, particularly in state legislatures. **In 2021, there are 158 openly LGBTQ state legislators in office, 149 Democrats and nine Republicans.**

Highlights

- ☆ Delaware Senator Sarah McBride became the highest-ranking openly transgender elected official in American history and the first to serve in Delaware.
- ☆ Oklahoma Representative Mauree Turner became the first openly nonbinary legislator in the country's history.
- ☆ Stephanie Byers became the first openly transgender legislator in Kansas and the first Native American transgender legislator.
- ☆ Taylor Small became the first openly transgender legislator in Vermont.
- ☆ The top legislative Democrats in the following chambers are openly LGBTQ: California Senate, Illinois House, Maine House, North Dakota House, Oklahoma Senate, Oregon House, Vermont Senate, Washington House, Wyoming House; there are no openly LGBTQ Republicans in state legislative leadership.
- ☆ Tennessee elected its first openly LGBTQ member.
- ☆ The following chambers saw their first openly LGBTQ members: Florida Senate, Georgia Senate, New Mexico House, Tennessee House.

Democrats ran openly LGBTQ candidates for state legislative seats in every state in 2020. There were 226 openly LGBTQ Democratic candidates and 11 openly LGBTQ Republican candidates.



SARAH MCBRIDE
DELAWARE SENATE



MAUREE TURNER
OKLAHOMA HOUSE



STEPHANIE BYERS
KANSAS HOUSE



TAYLOR SMALL
VERMONT HOUSE

4. Generational change

State legislatures are still dominated by older generations, but younger ones are making some headway.

		Age 18-34	Age 35-49	Age 50-64	Age 65+	Unknown
2020 Candidates	Dem	589	1426	1554	1136	539
	GOP	396	1170	1970	1153	543
	Other	109	180	176	94	217
	Total	1094	2776	3700	2383	1299
2020 Winners	Dem	245	808	904	604	331
	GOP	223	815	1338	785	328
	Other	6	4	6	3	12
	Total	474	1627	2248	1392	671

Appendix: State-level data

Alaska House

		Women	POC	LGBTQ	Total
Candidates	Dem	14	3	1	27
	GOP	9	0	0	31
	Other	3	4	0	22
	Total	26	7	1	80
Elected	Dem	7	2	0	15
	GOP	6	0	0	21
	Other	0	2	0	4
	Total	13	4	0	40

Arizona House

		Women	POC	LGBTQ	Total
Candidates	Dem	28	24	5	48
	GOP	17	6	0	54
	Other	0	0	0	2
	Total	45	30	5	104
Elected	Dem	14	17	4	29
	GOP	10	2	0	31
	Other	0	0	0	0
	Total	24	19	4	60

Alaska Senate

(seats up in 2020)

		Women	POC	LGBTQ	Total
Candidates	Dem	2	2	0	6
	GOP	3	3	0	14
	Other	4	0	0	13
	Total	9	5	0	33
Elected	Dem	0	1	0	3
	GOP	2	1	0	7
	Other	0	0	0	0
	Total	2	2	0	10

Arizona Senate

		Women	POC	LGBTQ	Total
Candidates	Dem	14	15	1	28
	GOP	9	2	0	26
	Other	0	0	0	5
	Total	25	17	1	59
Elected	Dem	9	10	1	14
	GOP	6	0	0	16
	Other	0	0	0	0
	Total	15	10	1	30

Arkansas House

		Women	POC	LGBTQ	Total
Candidates	Dem	24	20	2	53
	GOP	14	1	0	85
	Other	1	1	0	4
	Total	39	22	2	142
Elected	Dem	10	11	1	22
	GOP	14	0	0	78
	Other	0	0	0	0
	Total	24	11	1	100

California Assembly

		Women	POC	LGBTQ	Total
Candidates	Dem	33	48	8	86
	GOP	21	17	1	65
	Other	2	1	1	5
	Total	56	56	10	156
Elected	Dem	19	36	4	60
	GOP	5	5	0	19
	Other	0	0	0	1
	Total	24	41	4	80

Arkansas Senate

(seats up in 2020)

		Women	POC	LGBTQ	Total
Candidates	Dem	4	4	0	9
	GOP	2	0	0	16
	Other	0	0	0	0
	Total	6	4	0	25
Elected	Dem	1	1	0	2
	GOP	2	0	0	15
	Other	0	0	0	0
	Total	3	1	0	17

California Senate

(seats up in 2020)

		Women	POC	LGBTQ	Total
Candidates	Dem	10	9	6	23
	GOP	6	5	0	15
	Other	0	1	0	2
	Total	16	15	6	40
Elected	Dem	5	5	4	17
	GOP	1	1	0	3
	Other	0	0	0	0
	Total	6	6	4	20

Colorado House

		Women	POC	LGBTQ	Total
Candidates	Dem	42	16	6	64
	GOP	16	2	0	57
	Other	7	0	0	29
	Total	65	18	6	150
Elected	Dem	28	14	5	41
	GOP	6	1	0	24
	Other	0	0	0	0
	Total	34	15	5	65

Connecticut House

		Women	POC	LGBTQ	Total
Candidates	Dem	55	35	3	144
	GOP	37	7	0	126
	Other	6	5	1	20
	Total	98	47	4	290
Elected	Dem	34	27	2	97
	GOP	17	2	0	54
	Other	0	0	0	0
	Total	51	29	2	151

Colorado Senate

(seats up in 2020)

		Women	POC	LGBTQ	Total
Candidates	Dem	10	6	2	18
	GOP	4	1	0	16
	Other	2	1	0	7
	Total	16	8	2	41
Elected	Dem	5	5	2	11
	GOP	1	0	0	7
	Other	0	0	0	0
	Total	6	5	2	18

Connecticut Senate

		Women	POC	LGBTQ	Total
Candidates	Dem	14	6	0	35
	GOP	8	7	0	34
	Other	2	1	1	9
	Total	24	14	1	78
Elected	Dem	8	6	0	24
	GOP	1	1	0	12
	Other	0	0	0	0
	Total	9	7	0	36

Delaware House

		Women	POC	LGBTQ	Total
Candidates	Dem	15	13	1	34
	GOP	3	0	1	26
	Other	2	0	0	6
	Total	20	13	2	66
Elected	Dem	11	9	1	26
	GOP	1	0	0	15
	Other	0	0	0	0
	Total	12	9	1	41

Florida House

		Women	POC	LGBTQ	Total
Candidates	Dem	60	46	6	118
	GOP	19	17	0	96
	Other	3	4	0	12
	Total	82	67	6	226
Elected	Dem	23	25	1	42
	GOP	17	9	0	78
	Other	0	0	0	0
	Total	40	34	1	120

Delaware Senate

(seats up in 2020)

		Women	POC	LGBTQ	Total
Candidates	Dem	5	1	2	9
	GOP	1	1	0	9
	Other	0	0	0	0
	Total	6	2	2	18
Elected	Dem	4	1	2	8
	GOP	0	0	0	3
	Other	0	0	0	0
	Total	4	1	2	11

Florida Senate

(seats up in 2020)

		Women	POC	LGBTQ	Total
Candidates	Dem	8	11	1	19
	GOP	6	5	0	17
	Other	2	4	0	9
	Total	16	20	1	45
Elected	Dem	2	5	1	9
	GOP	5	2	0	11
	Other	0	0	0	0
	Total	7	7	1	20

Georgia House

		Women	POC	LGBTQ	Total
Candidates	Dem	76	80	9	141
	GOP	25	5	0	125
	Other	0	0	0	2
	Total	101	85	9	268
Elected	Dem	45	57	6	77
	GOP	16	1	0	103
	Other	0	0	0	0
	Total	61	58	6	180

Hawaii House

		Women	POC	LGBTQ	Total
Candidates	Dem	16	41	1	51
	GOP	13	13	0	28
	Other	5	11	0	15
	Total	34	65	1	94
Elected	Dem	14	38	1	47
	GOP	2	1	0	4
	Other	0	0	0	0
	Total	16	39	1	51

Georgia Senate

		Women	POC	LGBTQ	Total
Candidates	Dem	26	27	1	39
	GOP	3	5	0	42
	Other	0	0	0	1
	Total	29	32	1	82
Elected	Dem	14	17	1	21
	GOP	2	1	0	34
	Other	0	0	0	0
	Total	16	18	1	55*

*one vacancy

Hawaii Senate

(seats up in 2020)

		Women	POC	LGBTQ	Total
Candidates	Dem	3	11	0	13
	GOP	2	3	0	5
	Other	2	1	0	3
	Total	7	15	0	21
Elected	Dem	2	10	0	12
	GOP	0	1	0	1
	Other	0	0	0	0
	Total	2	11	0	13

Idaho House

		Women	POC	LGBTQ	Total
Candidates	Dem	18	5	2	40
	GOP	18	1	0	67
	Other	3	0	0	12
	Total	39	6	2	119
Elected	Dem	6	2	1	12
	GOP	16	1	0	58
	Other	0	0	0	0
	Total	32	3	1	70

Illinois House

		Women	POC	LGBTQ	Total
Candidates	Dem	56	37	10	106
	GOP	12	3	0	67
	Other	3	2	1	20
	Total	71	42	11	293
Elected	Dem	38	34	4	73
	GOP	7	0	0	45
	Other	0	0	0	0
	Total	45	34	4	118

Idaho Senate

		Women	POC	LGBTQ	Total
Candidates	Dem	11	1	1	16
	GOP	6	0	0	34
	Other	4	0	0	7
	Total	21	1	1	57
Elected	Dem	4	0	0	7
	GOP	6	0	0	28
	Other	0	0	0	0
	Total	10	0	0	35

Illinois Senate

(seats up in 2020)

		Women	POC	LGBTQ	Total
Candidates	Dem	9	6	0	18
	GOP	3	1	0	12
	Other	0	0	0	1
	Total	12	7	0	31
Elected	Dem	8	6	0	17
	GOP	1	0	0	3
	Other	0	0	0	0
	Total	9	6	0	20

Indiana House

		Women	POC	LGBTQ	Total
Candidates	Dem	40	16	1	83
	GOP	14	2	0	85
	Other	2	0	0	6
	Total	56	18	1	174
Elected	Dem	15	11	0	29
	GOP	13	0	0	71
	Other	0	0	0	0
	Total	28	11	0	100

Iowa House

		Women	POC	LGBTQ	Total
Candidates	Dem	47	8	2	91
	GOP	15	7	0	80
	Other	1	1	0	8
	Total	63	16	2	179
Elected	Dem	20	5	1	41
	GOP	10	3	0	59
	Other	0	0	0	0
	Total	30	8	1	100

Indiana Senate

(seats up in 2020)

		Women	POC	LGBTQ	Total
Candidates	Dem	7	6	0	20
	GOP	4	0	0	19
	Other	0	0	0	0
	Total	11	6	0	39
Elected	Dem	2	5	0	7
	GOP	4	0	0	18
	Other	0	0	0	0
	Total	6	5	0	25

Iowa Senate

(seats up in 2020)

		Women	POC	LGBTQ	Total
Candidates	Dem	9	0	1	22
	GOP	3	0	0	22
	Other	1	1	0	1
	Total	13	1	1	45
Elected	Dem	4	0	0	6
	GOP	2	0	0	19
	Other	0	0	0	0
	Total	6	0	0	25

Kansas House

		Women	POC	LGBTQ	Total
Candidates	Dem	37	13	5	91
	GOP	21	4	0	112
	Other	0	0	0	5
	Total	58	17	5	208
Elected	Dem	18	12	3	39
	GOP	13	1	0	86
	Other	0	0	0	0
	Total	31	13	3	125

Kentucky House

		Women	POC	LGBTQ	Total
Candidates	Dem	31	10	2	75
	GOP	15	1	0	84
	Other	1	1	0	11
	Total	47	12	2	170
Elected	Dem	17	6	0	25
	GOP	14	0	0	75
	Other	0	0	0	0
	Total	31	6	0	100

Kansas Senate

		Women	POC	LGBTQ	Total
Candidates	Dem	15	4	0	30
	GOP	12	2	0	39
	Other	0	0	0	0
	Total	27	6	0	69
Elected	Dem	6	2	0	11
	GOP	10	0	0	29
	Other	0	0	0	0
	Total	16	2	0	40

Kentucky Senate

(seats up in 2020)

		Women	POC	LGBTQ	Total
Candidates	Dem	1	2	0	13
	GOP	1	0	0	14
	Other	1	0	0	6
	Total	3	2	0	33
Elected	Dem	1	2	0	5
	GOP	1	0	0	14
	Other	0	0	0	0
	Total	2	2	0	19

Louisiana House

		Women	POC	LGBTQ	Total
Candidates	Dem	15	34	0	47
	GOP	12	1	0	79
	Other	0	1	0	5
	Total	27	36	0	131
Elected	Dem	8	27	0	35
	GOP	12	0	0	68
	Other	0	0	0	2
	Total	20	27	0	105

Maine House

		Women	POC	LGBTQ	Total
Candidates	Dem	69	2	6	135
	GOP	35	2	0	124
	Other	2	0	0	15
	Total	107	4	6	274
Elected	Dem	47	2	6	80
	GOP	20	1	0	67
	Other	1	0	0	4
	Total	68	3	6	151

Louisiana Senate

		Women	POC	LGBTQ	Total
Candidates	Dem	4	11	0	14
	GOP	3	0	0	30
	Other	0	0	0	0
	Total	7	11	0	44
Elected	Dem	3	10	0	12
	GOP	3	0	0	27
	Other	0	0	0	0
	Total	6	10	0	39

Maine Senate

		Women	POC	LGBTQ	Total
Candidates	Dem	16	0	0	35
	GOP	9	0	0	33
	Other	2	1	0	4
	Total	27	1	0	72
Elected	Dem	10	0	0	22
	GOP	4	0	0	13
	Other	0	0	0	0
	Total	14	0	0	35

Massachusetts House

		Women	POC	LGBTQ	Total
Candidates	Dem	50	22	6	143
	GOP	9	4	0	50
	Other	4	2	0	14
	Total	63	28	6	206
Elected	Dem	44	21	5	129
	GOP	5	1	0	30
	Other	1	0	0	1
	Total	50	22	5	160

Michigan House

		Women	POC	LGBTQ	Total
Candidates	Dem	54	35	4	113
	GOP	29	5	0	111
	Other	7	11	0	27
	Total	90	51	4	251
Elected	Dem	27	24	2	52
	GOP	15	0	0	58
	Other	0	0	0	0
	Total	42	24	2	110

Massachusetts Senate

		Women	POC	LGBTQ	Total
Candidates	Dem	14	2	2	39
	GOP	0	1	0	6
	Other	0	0	0	1
	Total	14	3	2	46
Elected	Dem	12	2	2	37
	GOP	0	0	0	3
	Other	0	0	0	0
	Total	12	2	2	40

Minnesota House

		Women	POC	LGBTQ	Total
Candidates	Dem	66	23	1	132
	GOP	37	8	0	130
	Other	2	3	0	10
	Total	105	34	1	272
Elected	Dem	38	17	1	70
	GOP	13	3	0	64
	Other	0	0	0	0
	Total	51	20	1	134

Mississippi House

		Women	POC	LGBTQ	Total
Candidates	Dem	21	46	0	67
	GOP	8	1	0	80
	Other	3	4	0	10
	Total	32	51	0	157
Elected	Dem	9	39	0	46
	GOP	7	1	0	75
	Other	1	1	0	1
	Total	17	41	0	122

Minnesota Senate

		Women	POC	LGBTQ	Total
Candidates	Dem	29	9	1	65
	GOP	19	6	0	67
	Other	3	0	0	16
	Total	51	15	1	148
Elected	Dem	14	6	1	33
	GOP	7	0	0	34
	Other	0	0	0	0
	Total	21	6	1	67

Mississippi Senate

		Women	POC	LGBTQ	Total
Candidates	Dem	6	21	0	29
	GOP	8	0	0	40
	Other	1	1	0	2
	Total	15	22	0	71
Elected	Dem	4	14	0	16
	GOP	8	0	0	36
	Other	0	0	0	0
	Total	12	14	0	52

Missouri House

		Women	POC	LGBTQ	Total
Candidates	Dem	54	23	2	109
	GOP	20	3	1	133
	Other	1	0	0	10
	Total	75	26	3	252
Elected	Dem	26	20	2	49
	GOP	15	2	1	114
	Other	0	0	0	0
	Total	41	22	3	163

Montana House

		Women	POC	LGBTQ	Total
Candidates	Dem	43	10	3	72
	GOP	32	2	0	91
	Other	1	0	0	12
	Total	76	12	3	175
Elected	Dem	17	7	1	33
	GOP	19	0	0	67
	Other	0	0	0	0
	Total	36	7	1	100

Missouri Senate

(seats up in 2020)

		Women	POC	LGBTQ	Total
Candidates	Dem	6	3	1	13
	GOP	3	0	0	14
	Other	0	0	0	3
	Total	9	3	1	30
Elected	Dem	3	3	1	7
	GOP	3	0	0	10
	Other	0	0	0	0
	Total	6	3	1	17

Montana Senate

(seats up in 2020)

		Women	POC	LGBTQ	Total
Candidates	Dem	9	2	1	17
	GOP	2	1	0	21
	Other	0	0	0	4
	Total	11	3	1	42
Elected	Dem	4	1	0	8
	GOP	1	1	0	17
	Other	0	0	0	0
	Total	5	2	0	25

Nebraska Legislature

(seats up in 2020)

		Women	POC	LGBTQ	Total
Candidates	Dem	9	5	1	19
	GOP	7	3	0	24
	Other	2	0	0	2
	Total	18	8	1	45
Elected	Dem	4	3	0	10
	GOP	5	1	0	15
	Other	0	0	0	0
	Total	9	4	0	25

Nevada Assembly

		Women	POC	LGBTQ	Total
Candidates	Dem	25	19	2	35
	GOP	14	6	0	35
	Other	4	3	0	11
	Total	43	28	2	81
Elected	Dem	19	17	1	26
	GOP	8	0	0	16
	Other	0	0	0	0
	Total	27	17	1	42

Nevada Senate

(seats up in 2020)

		Women	POC	LGBTQ	Total
Candidates	Dem	8	4	2	9
	GOP	4	0	0	7
	Other	1	0	0	2
	Total	13	4	2	18
Elected	Dem	5	3	2	6
	GOP	2	0	0	4
	Other	0	0	0	0
	Total	7	3	2	10

New Hampshire House

		Women	POC	LGBTQ	Total
Candidates	Dem	198	18	16	393
	GOP	100	7	3	382
	Other	1	0	0	3
	Total	299	25	19	778
Elected	Dem	93	9	10	187
	GOP	49	3	2	213
	Other	0	0	0	0
	Total	142	12	12	400

New Jersey Assembly

		Women	POC	LGBTQ	Total
Candidates	Dem	37	17	0	80
	GOP	22	2	1	77
	Other	0	0	0	0
	Total	59	19	1	157
Elected	Dem	20	17	0	52
	GOP	6	1	0	28
	Other	0	0	0	0
	Total	26	18	0	80

New Hampshire Senate

		Women	POC	LGBTQ	Total
Candidates	Dem	13	1	2	24
	GOP	8	0	0	23
	Other	0	0	0	0
	Total	21	1	2	47
Elected	Dem	5	0	1	10
	GOP	5	0	0	14
	Other	0	0	0	0
	Total	10	0	1	24

New Mexico House

		Women	POC	LGBTQ	Total
Candidates	Dem	33	30	1	57
	GOP	23	18	0	59
	Other	4	1	1	15
	Total	60	49	2	131
Elected	Dem	28	27	1	44
	GOP	8	7	0	25
	Other	1	1	1	1
	Total	37	35	2	70

New York Assembly

		Women	POC	LGBTQ	Total
Candidates	Dem	64	52	7	140
	GOP	23	8	0	102
	Other	8	7	0	43
	Total	95	67	7	285
Elected	Dem	50	47	4	106
	GOP	5	0	0	43
	Other	0	0	0	1
	Total	55	47	4	150

New Mexico Senate

		Women	POC	LGBTQ	Total
Candidates	Dem	15	19	4	34
	GOP	15	9	0	41
	Other	0	0	0	4
	Total	30	28	4	79
Elected	Dem	10	16	4	27
	GOP	2	3	0	15
	Other	0	0	0	0
	Total	12	19	4	42

New York Senate

		Women	POC	LGBTQ	Total
Candidates	Dem	23	21	3	59
	GOP	8	2	0	43
	Other	2	4	0	17
	Total	33	27	3	119
Elected	Dem	13	19	2	43
	GOP	5	0	0	20
	Other	0	0	0	0
	Total	18	19	2	63

North Carolina House

		Women	POC	LGBTQ	Total
Candidates	Dem	52	40	8	116
	GOP	14	1	0	111
	Other	2	1	0	16
	Total	68	42	8	243
Elected	Dem	21	26	5	51
	GOP	8	0	0	69
	Other	0	0	0	0
	Total	29	26	5	120

North Dakota House

(seats up in 2020)

		Women	POC	LGBTQ	Total
Candidates	Dem	16	3	2	39
	GOP	7	0	0	45
	Other	1	0	0	1
	Total	24	3	2	85
Elected	Dem	1	0	1	3
	GOP	6	0	0	43
	Other	0	0	0	0
	Total	7	0	1	46

North Carolina Senate

		Women	POC	LGBTQ	Total
Candidates	Dem	19	20	0	50
	GOP	8	6	0	49
	Other	1	0	0	9
	Total	28	26	0	108
Elected	Dem	9	13	0	22
	GOP	6	0	0	28
	Other	0	0	0	0
	Total	15	13	0	60

North Dakota Senate

(seats up in 2020)

		Women	POC	LGBTQ	Total
Candidates	Dem	7	3	1	16
	GOP	3	0	0	23
	Other	0	0	0	0
	Total	10	3	1	39
Elected	Dem	0	0	0	1
	GOP	3	0	0	22
	Other	0	0	0	0
	Total	3	0	0	23

Ohio House

		Women	POC	LGBTQ	Total
Candidates	Dem	43	16	3	87
	GOP	23	5	0	93
	Other	5	1	0	13
	Total	71	22	3	193
Elected	Dem	18	14	0	35
	GOP	15	2	0	64
	Other	0	0	0	0
	Total	33	16	0	99

Oklahoma House

		Women	POC	LGBTQ	Total
Candidates	Dem	17	11	4	42
	GOP	17	4	0	95
	Other	1	0	0	2
	Total	35	15	4	139
Elected	Dem	9	8	1	19
	GOP	13	2	0	82
	Other	0	0	0	0
	Total	22	10	1	101

Ohio Senate

(seats up in 2020)

		Women	POC	LGBTQ	Total
Candidates	Dem	4	3	0	16
	GOP	3	2	0	16
	Other	0	0	0	2
	Total	7	5	0	34
Elected	Dem	0	1	0	1
	GOP	3	2	0	15
	Other	0	0	0	0
	Total	3	3	0	16

Oklahoma Senate

		Women	POC	LGBTQ	Total
Candidates	Dem	7	4	0	13
	GOP	3	2	0	23
	Other	0	0	0	1
	Total	10	6	0	37
Elected	Dem	1	1	0	2
	GOP	2	2	0	22
	Other	0	0	0	0
	Total	3	3	0	24

Oregon House

		Women	POC	LGBTQ	Total
Candidates	Dem	35	15	4	60
	GOP	19	2	0	51
	Other	3	1	0	14
	Total	57	18	4	125
Elected	Dem	21	9	3	37
	GOP	9	0	0	23
	Other	0	0	0	0
	Total	30	9	3	60

Pennsylvania House

		Women	POC	LGBTQ	Total
Candidates	Dem	62	31	7	160
	GOP	40	4	0	164
	Other	0	0	0	13
	Total	102	35	7	337
Elected	Dem	32	25	3	90
	GOP	27	0	0	113
	Other	0	0	0	0
	Total	59	25	3	203

Oregon Senate

(seats up in 2020)

		Women	POC	LGBTQ	Total
Candidates	Dem	9	3	1	15
	GOP	1	0	0	10
	Other	1	1	0	4
	Total	11	4	1	29
Elected	Dem	3	1	1	6
	GOP	0	0	0	9
	Other	0	0	0	0
	Total	3	1	1	15

Pennsylvania Senate

(seats up in 2020)

		Women	POC	LGBTQ	Total
Candidates	Dem	11	4	0	24
	GOP	4	0	0	20
	Other	0	0	0	0
	Total	15	4	0	64
Elected	Dem	3	3	0	10
	GOP	1	0	0	15
	Other	0	0	0	0
	Total	4	3	0	25

Rhode Island House

		Women	POC	LGBTQ	Total
Candidates	Dem	32	14	2	71
	GOP	6	0	0	26
	Other	1	1	0	12
	Total	39	15	2	109
Elected	Dem	29	14	2	65
	GOP	3	0	0	10
	Other	0	0	0	0
	Total	32	14	2	75

South Carolina House

		Women	POC	LGBTQ	Total
Candidates	Dem	29	41	2	74
	GOP	16	3	1	99
	Other	2	3	0	13
	Total	47	47	3	186
Elected	Dem	13	34	0	43
	GOP	12	0	1	81
	Other	0	0	0	0
	Total	25	34	1	124

Rhode Island Senate

		Women	POC	LGBTQ	Total
Candidates	Dem	18	5	2	36
	GOP	4	1	0	16
	Other	0	1	0	6
	Total	22	7	2	58
Elected	Dem	17	5	2	33
	GOP	2	1	0	5
	Other	0	0	0	0
	Total	19	6	2	38

South Carolina Senate

		Women	POC	LGBTQ	Total
Candidates	Dem	9	18	0	36
	GOP	4	3	0	40
	Other	1	0	0	2
	Total	14	21	0	78
Elected	Dem	2	11	0	16
	GOP	3	0	0	30
	Other	0	0	0	0
	Total	5	11	0	46

South Dakota House

		Women	POC	LGBTQ	Total
Candidates	Dem	17	4	3	42
	GOP	17	3	0	65
	Other	1	0	0	1
	Total	35	7	3	108
Elected	Dem	4	2	0	8
	GOP	17	3	0	62
	Other	0	0	0	0
	Total	21	5	0	70

Tennessee House

		Women	POC	LGBTQ	Total
Candidates	Dem	21	21	2	58
	GOP	14	3	1	79
	Other	0	1	0	10
	Total	35	25	3	147
Elected	Dem	4	14	1	26
	GOP	10	2	1	73
	Other	0	0	0	0
	Total	14	16	2	99

South Dakota Senate

		Women	POC	LGBTQ	Total
Candidates	Dem	8	2	0	17
	GOP	8	0	0	35
	Other	0	0	0	10
	Total	16	2	0	62
Elected	Dem	1	2	0	3
	GOP	8	0	0	32
	Other	0	0	0	0
	Total	9	2	0	35

Tennessee Senate

(seats up in 2020)

		Women	POC	LGBTQ	Total
Candidates	Dem	7	3	0	10
	GOP	2	0	0	15
	Other	1	1	0	3
	Total	10	4	0	28
Elected	Dem	2	0	0	2
	GOP	2	0	0	14
	Other	0	0	0	0
	Total	4	0	0	16

Texas House

		Women	POC	LGBTQ	Total
Candidates	Dem	63	72	10	124
	GOP	17	19	0	120
	Other	2	0	0	32
	Total	82	91	10	276
Elected	Dem	31	55	6	67
	GOP	7	3	0	83
	Other	0	0	0	0
	Total	38	58	6	150

Utah House

		Women	POC	LGBTQ	Total
Candidates	Dem	32	10	2	54
	GOP	13	2	0	73
	Other	7	0	0	31
	Total	52	12	2	158
Elected	Dem	12	4	0	17
	GOP	8	0	0	58
	Other	0	0	0	0
	Total	20	4	0	75

Texas Senate

(seats up in 2020)

		Women	POC	LGBTQ	Total
Candidates	Dem	4	9	1	14
	GOP	7	2	0	14
	Other	0	0	0	5
	Total	11	11	1	33
Elected	Dem	2	8	0	8
	GOP	3	0	0	8
	Other	0	0	0	0
	Total	5	8	0	16

Utah Senate

(seats up in 2020)

		Women	POC	LGBTQ	Total
Candidates	Dem	5	1	0	7
	GOP	0	0	0	15
	Other	2	0	0	3
	Total	7	1	0	25
Elected	Dem	2	1	0	2
	GOP	0	0	0	13
	Other	0	0	0	0
	Total	2	1	0	15

Vermont House

		Women	POC	LGBTQ	Total
Candidates	Dem	55	2	5	120
	GOP	27	1	0	97
	Other	10	2	1	37
	Total	92	5	6	254
Elected	Dem	43	2	3	92
	GOP	14	0	0	46
	Other	9	0	1	12
	Total	66	2	4	150

Virginia House

		Women	POC	LGBTQ	Total
Candidates	Dem	44	30	4	92
	GOP	13	5	0	73
	Other	2	1	0	6
	Total	59	36	4	171
Elected	Dem	24	24	4	55
	GOP	6	1	0	45
	Other	0	0	0	0
	Total	30	25	4	100

Vermont Senate

		Women	POC	LGBTQ	Total
Candidates	Dem	10	1	1	25
	GOP	5	3	0	27
	Other	2	0	0	16
	Total	17	4	1	68
Elected	Dem	10	1	1	21
	GOP	0	1	0	7
	Other	0	0	0	2
	Total	10	2	1	30

Virginia Senate

		Women	POC	LGBTQ	Total
Candidates	Dem	15	5	2	34
	GOP	5	0	0	23
	Other	0	0	0	2
	Total	30	5	2	59
Elected	Dem	7	3	1	21
	GOP	4	0	0	19
	Other	0	0	0	0
	Total	11	3	1	40

Washington House

		Women	POC	LGBTQ	Total
Candidates	Dem	54	24	7	95
	GOP	18	5	1	81
	Other	1	1	2	8
	Total	73	30	10	184
Elected	Dem	33	19	3	57
	GOP	9	1	1	41
	Other	0	0	0	0
	Total	42	20	4	98

West Virginia House

		Women	POC	LGBTQ	Total
Candidates	Dem	22	7	3	85
	GOP	11	1	0	95
	Other	2	0	0	11
	Total	35	8	3	191
Elected	Dem	4	2	1	24
	GOP	9	1	0	76
	Other	0	0	0	0
	Total	13	3	1	100

Washington Senate

(seats up in 2020)

		Women	POC	LGBTQ	Total
Candidates	Dem	11	2	0	22
	GOP	4	1	0	23
	Other	1	0	0	1
	Total	16	3	0	46
Elected	Dem	6	2	0	12
	GOP	2	0	0	13
	Other	0	0	0	0
	Total	8	2	0	25

West Virginia Senate

(seats up in 2020)

		Women	POC	LGBTQ	Total
Candidates	Dem	1	0	0	14
	GOP	5	1	0	17
	Other	0	0	0	2
	Total	6	1	0	33
Elected	Dem	0	0	0	3
	GOP	3	1	0	14
	Other	0	0	0	0
	Total	3	1	0	17

Wisconsin Assembly

		Women	POC	LGBTQ	Total
Candidates	Dem	43	12	7	87
	GOP	15	6	1	92
	Other	2	2	0	8
	Total	60	20	8	187
Elected	Dem	20	10	4	38
	GOP	10	1	1	61
	Other	0	0	0	0
	Total	30	11	5	99

Wyoming House

		Women	POC	LGBTQ	Total
Candidates	Dem	12	2	4	20
	GOP	9	2	1	55
	Other	0	0	0	8
	Total	21	4	5	83
Elected	Dem	4	2	2	7
	GOP	7	2	1	51
	Other	0	0	0	2
	Total	11	4	3	60

Wisconsin Senate


(seats up in 2020)

		Women	POC	LGBTQ	Total
Candidates	Dem	6	3	1	14
	GOP	3	2	0	13
	Other	0	0	0	0
	Total	9	5	1	27
Elected	Dem	4	2	0	6
	GOP	3	1	0	10
	Other	0	0	0	0
	Total	7	3	0	16

Wyoming Senate

(seats up in 2020)

		Women	POC	LGBTQ	Total
Candidates	Dem	3	1	0	5
	GOP	3	2	0	15
	Other	1	0	0	1
	Total	7	3	0	21
Elected	Dem	0	0	0	0
	GOP	3	2	0	15
	Other	0	0	0	0
	Total	3	2	0	15



Emerging
American
Majorities