

Subject: Its Time! UKG Pro is now live.

Golden State Warriors has exciting news to share for 2022! In efforts to streamline day to day processes, improve efficiency and accessibility for our team members, we are thrilled to announce the launch of UKG Pro. This new solution provides you with *anytime, anywhere access* to your personal data and relevant HR and payroll information.

Starting **January 3, 2022**, UKG Pro will be available to all employees! While we transition to this new platform, we will be providing training opportunities and more in-depth information starting next week— stay tuned!

What do I need to know?

There isn't any immediate action required on your end, unless you are looking to make changes to the following prior to your next pay date :

- Name, address, telephone
- Direct deposit
- Withholding elections/tax forms
- Emergency contact

We encourage users to login and *verify* if this information is correct, along with their private information (birthday & SSN). If not, please make the appropriate changes or contact People Ops.

How can I login?

Find out how to login on your computer [here](#) or using the UKG Pro mobile app [here](#). If you need assistance finding your employee ID for your username, please refer to the document [here](#). For additional resources please navigate to [GSW UKG Pro Dashboard](#).

Who can I reach out to if I have questions?

We've put together helpful FAQs that can be found [here](#) and UKG Mobile App FAQs [here](#). For further inquiries or questions please reach out to UKGSupport@warriors.com


We will continue to roll out new benefits as we expand our use of the UKG Pro solution. More to come soon!

Thank you for your continued support.

Sincerely,
Golden State Warriors

How to find your Employee ID **Part time employees*

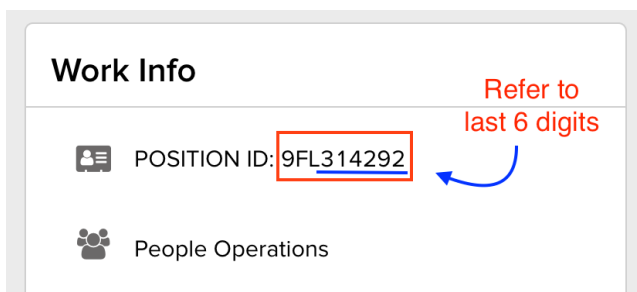

1. Login to ADP (<https://workforcenow.adp.com>) and select the **Myself** tab located on the top menu and click on **Profile**.



2. Navigate to your **Position ID**, which can be found under your **Name** or under the **Work Info** section. Your position ID contains your employee number, which you will need in order to login to UKG Pro.

→ Your employee ID is the **last 6 digits of your position ID**

EX) Position ID: 9FL314292 → Employee ID: 314292



- Once you've located your employee ID (last 6 digits of your position ID), you will now use this for your UKG Pro username in the format shown below.

GSWL + 6 digit employee number → GSWL314292



Welcome,
come on in!



Default password: DOB (MMDDYYYY)

[Forgot your password?](#)

- You now have your UKG Pro credentials and can login to your account and get started!
For any questions or issues regarding UKG, please contact UKGSupport@warriors.com for assistance. Thanks!

Login Instructions **Part time employees*

1. Navigate to <https://nw16.ultipro.com> to login to your UKG Pro account with your credentials:

Username: GSWL + six digit employee number

Password: Date of birth (MMDDYYYY)



Welcome,
come on in!

[Forgot your password?](#)



2. Upon your first login, you will be prompted to create a new password.

→ Your **current password** is your **8-digit numeric birthdate** in the format **MMDDYYYY** (ex-01211998). After you enter your birthdate, create new password with the requirements shown below.



i This account has access to UKG Pro Direct Login. Direct Login allows you to log in to UKG Pro without the use of Single Sign-On (SSO). This password change is only for this UKG Pro Direct Login account. Your existing Single Sign-On (SSO) password will not change.

Change password

Your new password cannot be the same as your previous one and must meet the minimum password requirements outlined below:

- Password length: **8-50**
 - Letters: **2**
 - Uppercase: **1**
 - Lowercase: **1**
 - Numbers: **1**
 - Special characters: **1**
- Examples: !@#%&*[]_+=[{}]|~\^<.>./~`

Default Password
is your date of birth
(MMDDYYYY)

[Cancel](#)



- You will be prompted to create (3) security questions. These questions will be used to verify your identity if you forget your password and would like to reset it.



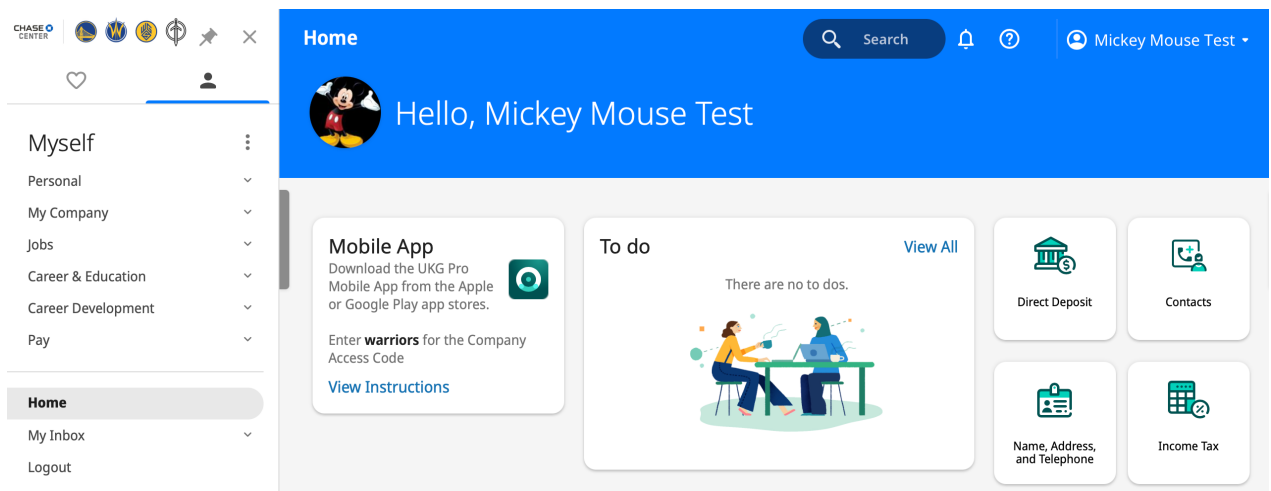
Challenge Questions

Please select and answer your challenge questions from the list below. The selected challenge questions will be used to verify your identity when you request to reset your password.

Question 1	Answer 1
Question 2	Answer 2
Question 3	Answer 3

[Cancel](#)[Continue](#)

- You have successfully logged in to your UKG Pro account!



For any questions or issues regarding UKG, please contact UKGSupport@warriors.com for assistance. Thanks!

Mobile App Instructions **Part time employees*

1. From the Apple App Store or the Google Play Store, download the UKG Pro mobile app.

To find the app in the Apple App Store or Google Play store, you can search for “UKG Pro,” select a link, or scan a QR Code:

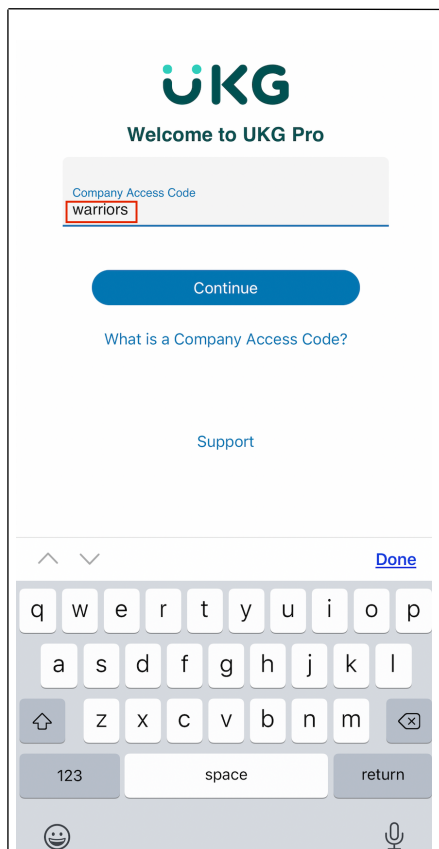
[Apple App Store](#)



[Google Play Store](#)



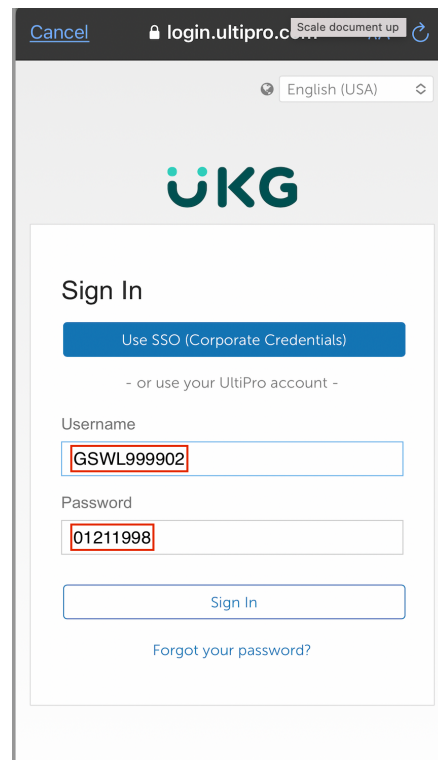
2. Enter Company Access Code: **warriors**



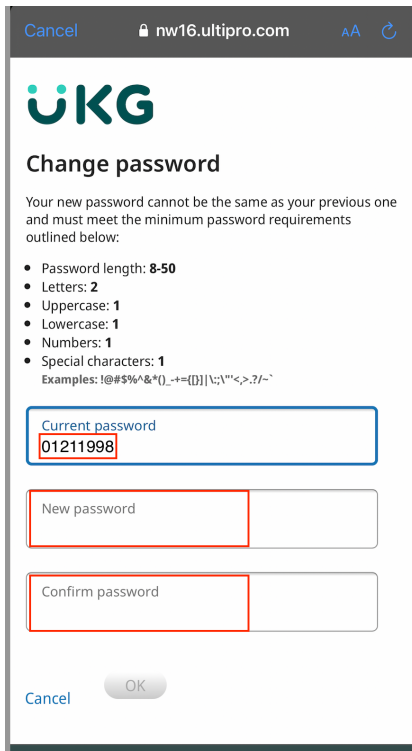
3. Enter your credentials:

Username: GSWL + six digit employee number

Password: Date of birth (MMDDYYYY)



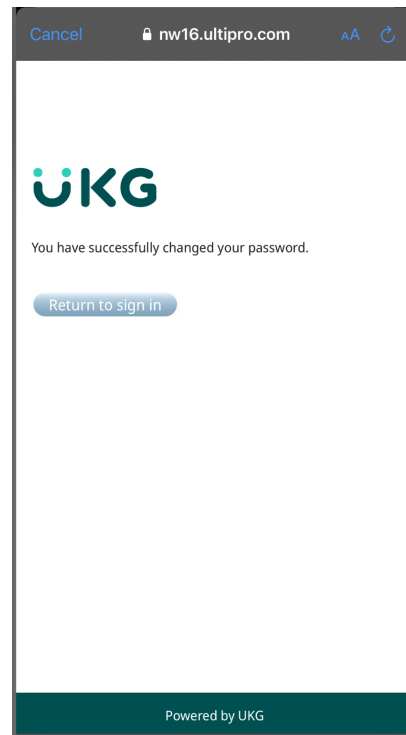
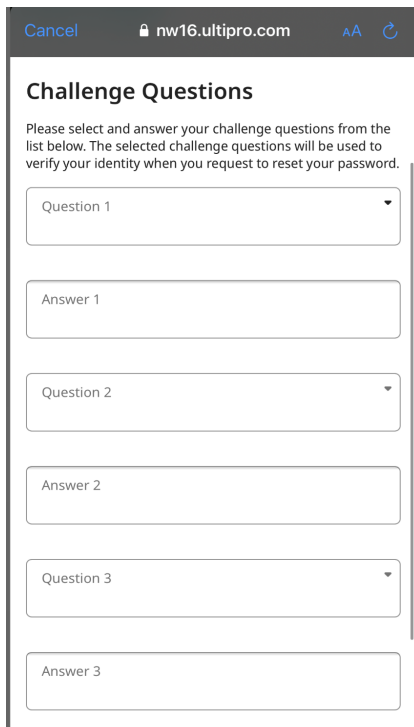
5. Upon your first login, you will be prompted to create a new password.



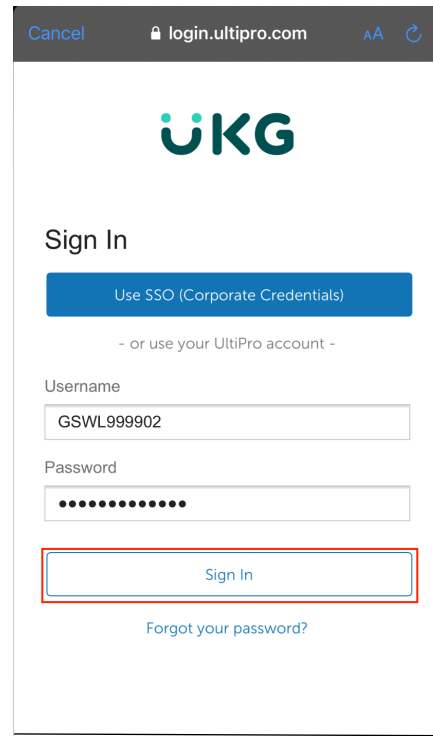
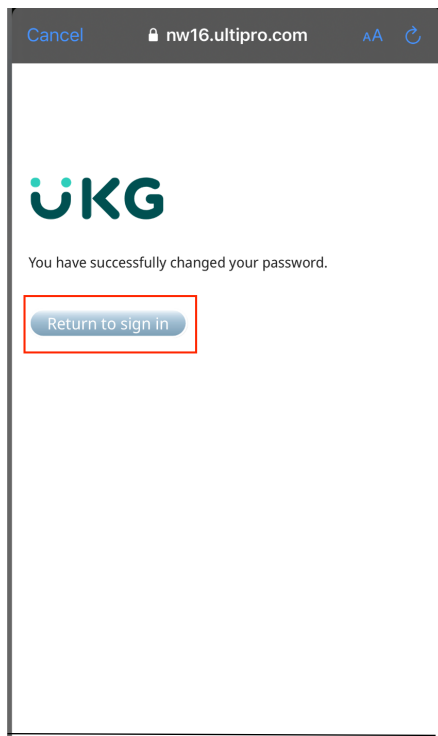
→ Your **current password** is your date of birth (MMDDYYYY) that you previously entered

→ After you enter your birthdate, create new password with the requirements shown on the screen.

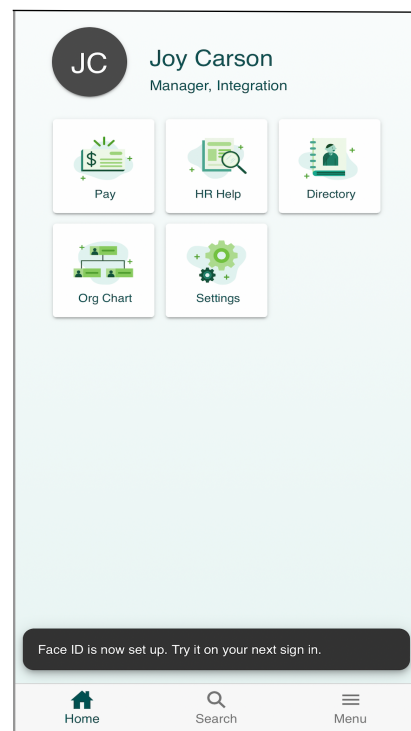
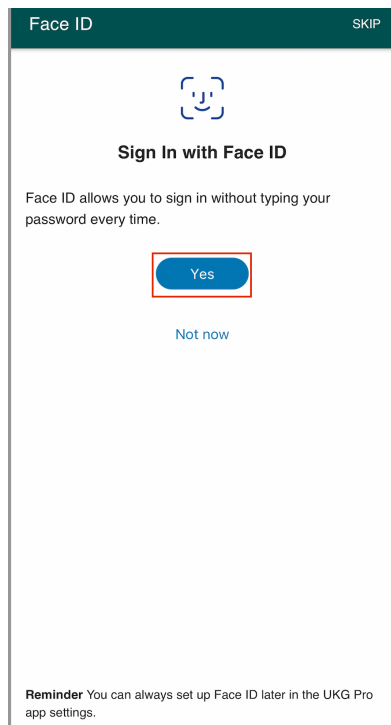
6. You will be prompted to create (3) security questions. These questions will be used to verify your identity if you forget your password and would like to reset it. Once you select continue, you'll receive a confirmation screen shown below.



7. From the confirmation screen, click on Return to Sign In to login with your newly created password



8. You will then be prompted the option to enable Face ID, Fingerprint, or Touch ID; it's recommended to enable this setting for additional security. Once enabled, you will no longer have to enter your password every time you access UKG Pro.



For any questions or issues regarding UKG, please contact UKGSupport@warriors.com for assistance.